



# LIMS Presentation

**GLASSCO LABORATORY EQUIPMENTS PVT. LTD.**

Email : [info@glasscolabs.com](mailto:info@glasscolabs.com) | Website : [www.glasscolabs.com](http://www.glasscolabs.com)

# LIMS

**(LABORATORY INFORMATION MANAGEMENT SYSTEM)**




**What is a Software without Supporting Hardware ?**

## Regulated Industries like:

- *Pharma*
- *Clinical*
- *R & D*
- *Petroleum*
- *Food*
- *Forensic Lab*

“I am the only flask  
in the world to have  
**Embossed Identity  
for lifetime**”

USE **LIMS**/**ELN**/**QMS**/**SDMS**-SOFTWARE

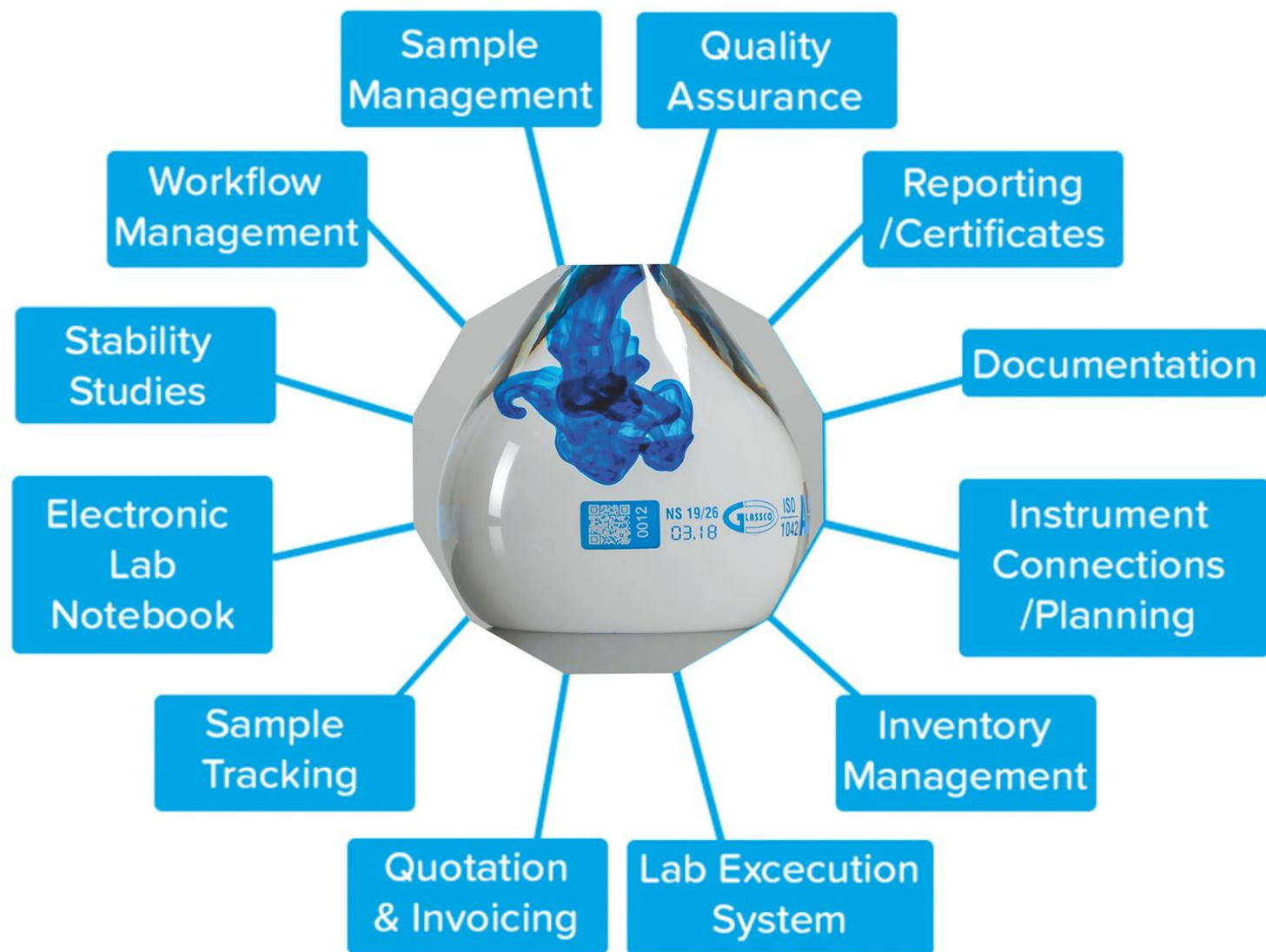




# USES OF VOLUMETRIC FLASK IN LIMS COMPATIBLE LABORATORIES



# Benefits of Integrated GLASSCO Volumetric Flask



## COMPATIBILITY OF GLASSCO SMART FLASK

### WITH 3D SCANNERS

In your secure environment use a 3D scanner, connect

- To Glassco webpage for certifications
- To your LIMS for regular use scans



### HOW TO USE

#### For certifications:

On your PC connect 3D scanner

- Go to Glassco webpage scroll down to calibration,
- Scan with a connected scanner and download certifications

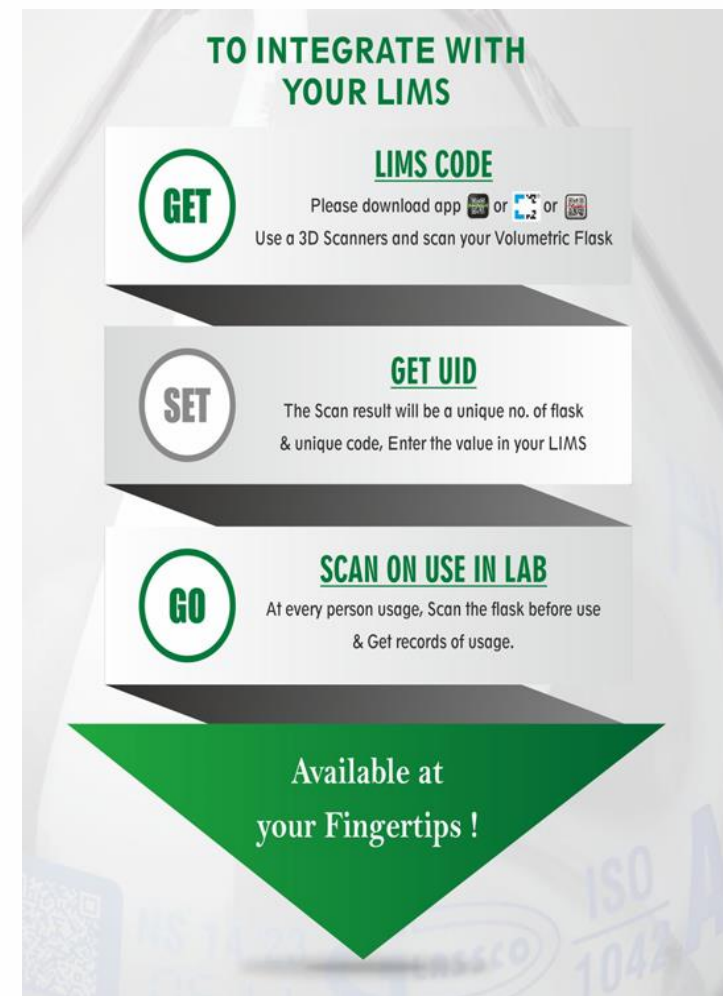
#### For adding product in your LIMS software:

- Open your add page in LIMS software.
- Scan with a connected scanner the unique identification code on your Glassco flask, which then can be added to your work flow.

Please make sure your hand held QR Code scanner is connected to your system and is in working condition

VA0003K170060

SUBMIT



## COMPATIBILITY OF GLASSCO SMART FLASK

### WITH SMARTPHONES

In your laboratory/office with internet on mobile, connect

- With Glassco App for certifications



### USE WITH SMARTPHONES




For certifications:

- Download and install Glassco App from Play store
  - Scroll to “Scan QR Code”
  - Scan your flask and download certifications.
- 
- **Note:** Laboratory information management System (LIMS) is provided by various companies, to use these flasks with them, check the data format accepted by your LIMS software.

### TO GET CERTIFICATIONS OR USER MANUALS



#### SCAN VOLUMETRIC FLASK

Please download your app  or  or  and scan your Volumetric Flask with your smartphone



#### SELECT CERTIFICATE INDIVIDUAL/BATCH CONFORMITY OR USER MANUAL

Website will open with choice of batch or individual certificate and please type Serial No. from Flask



#### PRINT OR SAVE YOUR CERTIFICATE

Your certificate is now ready to be saved or printed at the time of your audit, before audit or after audit.

Available at  
your Fingertips !



A hand holding a small green seedling with soil, positioned on the left side of the image.

**Save Trees  
Save Your Future**

A hand holding a small green seedling with soil, positioned on the right side of the image.

**Glassco supports  
Paperless laboratories**

